



**SENTINEL AFRICA  
EUROBOND TRUST**

---

**2025**  
ANNUAL REPORT

## CONTENT

Trust Information	2
Notice of Meeting	3
Report of the Trustee	5
Fund Manager's Report	7
Independent Auditor's Report	14
Financial Statements	19
- Statement of Assets and Liabilities	20
- Statement of Financial Position	21
- Income and Distribution Account	22
- Accumulated Net Investment Income	23
- Statement of Movements in Net Assets	23
- Statement of Movements in Issued Units	24
- Capital Account	24
Notes to the Financial Statements	25



# CORPORATE INFORMATION

## TRUST INFORMATION

### 1 BOARD OF DIRECTORS OF THE FUND MANAGER

John Gadzi  
Elikem Kuenyehia  
Gary Lewis  
Leslie Nelson  
Kisseih Antonio

### 2 FUND MANAGER

Sentinel Asset Management Limited  
1st Floor, One Airport Square  
Airport City, Accra  
Tel: +233 548 102 438  
Email: info@sentinelaml.com

### 3 ADMINISTRATOR

Petra Fund Services LTD  
113 Airport West, Dzorwulu  
P. O. Box CT 3194  
Cantonments, Accra  
Tel: +233 302 740963  
Email: info@petraonline.com

### 4 TRUSTEE

Guaranty Trust Bank (Ghana) Ltd.  
25A Castle Road  
Ambassadorial Area  
Ridge  
Tel: +233 302 611 560  
Email: gh.trustee@gtbank.com

### 5 AUDITOR

John Kay and Co  
7th Floor, Trust Towers  
Farrar Avenue  
P. O. Box 16088  
Airport – Accra  
Tel : +233 302 235 406  
Email: info@johnkay.net

### 6 SOLOCITOR

The Company Secretary  
Sentinel Asset Management LTD  
1st Floor, 1 Airport Square, Airport City  
Accra  
Tel: +233 548 102 438  
Email: info@sentinelaml.com

### 7 BANKER

Guaranty Trust Bank (Ghana) Ltd.  
25A Castle Road  
Ambassadorial Area  
Ridge  
Tel: +233 302 611 560  
Email: gh.trustee@gtbank.com

## NOTICE OF MEETING

Notice is hereby given that the 3rd Annual General Meeting (“AGM”) of the Unit Holders of the Sentinel Africa Eurobond Trust (“SAET”) will be held virtually on **Microsoft Teams** at **12:00noon** on **Wednesday 27th May 2026** to transact the following business:

### AGENDA

1. To receive the Report of the Fund Manager for the Year ended 31 December 2025.
2. To consider and adopt the Annual Report and the Audited Financial Statements of the Sentinel Africa Eurobond Trust for the financial year ended 31 December 2025, together with the Trustee's Report and Auditor's Report.

### Ordinary Resolutions:

- That the Annual Report and the Audited Financial Statements of the Sentinel Africa Eurobond Trust for the financial year ended 31 December 2025, together with the Trustee's Report and Auditor's Report be received and adopted.

### Special Resolutions:

To consider and approve proposed amendments to the Scheme Particulars of the Sentinel Africa Eurobond Trust as follows:

1. The Scheme be amended to provide for the creation of two (2) classes of units within the Trust, namely:
  - a. **Class A Units** – designated for retail investors, being investors with subscriptions of less than GHS 500,000; and
  - b. **Class B Units** – designated for institutional investors and high net worth individuals, being investors with subscriptions of GHS 500,000 and above.
2. Holders of Class B Units shall be entitled to receive distributions on a semi-annual basis, with such distributions derived from coupon income received on the Trust's underlying bond investments. Such coupon income shall be allocated to Class B Unit holders on a pro rata basis relative to their holdings in the Trust, and distributions shall be determined and declared by the Manager subject to the oversight of the Trustee, and paid twice in each financial year, subject to the availability of distributable income.
3. The Net Asset Value (NAV) per unit of each class of units shall be calculated and quoted separately, reflecting the respective rights, entitlements, and expenses attributable to each class.

**NOTE:****Online Participation**

Attendance and participation by all unit holders and/or their proxies at the Annual General Meeting of the Sentinel Africa Eurobond Trust shall be strictly virtual or by electronic means (online participation).

The meeting link will be shared to the email addresses and contact numbers of Unit Holders to enable all Unit Holders to participate in the AGM. The link can also be accessed on the fund manager's website ([www.sentinelaml.com](http://www.sentinelaml.com)) on the day of the AGM.

**Dated this 4th day of May 2026**  
**Company Secretary**  
**By Order of the Manager**



## REPORT OF THE TRUSTEE

**Guaranty Trust Bank (Ghana) Ltd**  
CS406022014

25A, Castle Road, Ambassadorial Area, Ridge  
PMB CT 416, Cantonments, Accra, Ghana.  
Tel: (+233 302) 611 560, 680 662, 680 746, 676 474, 923 914, 966 755  
Toll Free: 0800124000  
www.gtghana.com

**Guaranty Trust Bank (Ghana) Ltd**  
CS406022014**REPORT OF THE TRUSTEES  
TO THE INVESTORS OF SENTINEL AFRICA EUROBOND TRUST**

In our independent opinion as Trustees, the Manager has, in all material respects, managed the Funds during the period, in accordance with the Unit Trust and Mutual Funds Regulations, 2001, (L.I 1695) and the limitations imposed on the investment and borrowing powers set out in the Trust Deed.

For the year ended 31st December 2025, we have held the assets for the Sentinel Africa Eurobond Trust, including securities and income that accrue thereof, to the order of the Fund and facilitated the transfer, exchange or delivery in accordance with the instructions received from the Fund manager.

**Yours faithfully,**  
**For: Guaranty Trust Bank (Ghana) Ltd**

  
Authorized Signatory  
Authorized Signatory



# FUND MANAGER'S REPORT

## FUND MANAGER'S REPORT FOR THE YEAR ENDED 31 DECEMBER 2025

### ECONOMIC REVIEW

The global macroeconomic environment in 2025 proved broadly supportive of emerging market assets. U.S. growth remained resilient while inflation continued to ease, prompting the Federal Reserve to deliver three 25-basis-point rate cuts, bringing the policy rate to a range of 3.50%–3.75%. A broad-based depreciation of the U.S. dollar drove outperformance across non-U.S. assets, while gold surged approximately 65% over the year, reflecting both dollar weakness and demand for hard assets. These dynamics channelled capital flows toward emerging markets and provided a constructive backdrop for African sovereign credit.

Africa's macroeconomic performance improved meaningfully in this supportive global setting. Average real GDP growth for 2025 is projected at 4.2%, 0.3% above earlier forecasts, surpassing the global average and outpacing most regions outside of emerging and developing Asia. Commodity strength, particularly in gold, cocoa, and oil, improved external balances across multiple issuers, reducing current account pressures and boosting reserves. Several economies also advanced reform agendas supported by multilateral institutions, reinforcing broader investor confidence and macroeconomic credibility across the continent, with countries such as Benin, Côte d'Ivoire, Ethiopia, Rwanda, and Uganda, ranking among the world's fastest-growing economies. Nonetheless, the continent was not without challenges. A rising debt service costs crowded out development spending, inflation remained in double digits in a number of countries, and the average fiscal deficit was projected to widen to 5.1% of GDP.

At the country level, several notable reform stories emerged. Egypt advanced its IMF-backed reform agenda, achieving continued disinflation and improved reserve buffers. Nigeria received credit rating upgrades from Fitch and Moody's on the back of fiscal consolidation and FX improvements driven partly by the coming into being of the Dangote Refinery, while Angola's return to international capital markets after a three-year absence was met with strong demand. Ghana saw the cedi appreciating approximately 40% against the US dollar, becoming Africa's top performing currency, while inflation fell sharply from 23.8% to 5.4%. South Africa also recorded its strongest rebound in foreign bond market participation since 2020, anchored by a primary surplus and inflation averaging a low 3.3%. By year-end, the regional fiscal outlook had improved materially, with gross public debt-to-GDP ratios projected to fall below 65%.

### AFRICAN EUROBOND REVIEW

The African Eurobond market experienced strong momentum in 2025, buoyed by improving global risk appetite and easing monetary conditions in developed markets. As U.S. Treasury yields dipped toward 3.86%, global investors sought higher returns in emerging and frontier markets, driving capital into African sovereign debt. Limited net issuance of African Eurobonds provided additional

technical support to the asset class, keeping supply constrained and spreads relatively tight.

Performance across the asset class was driven by a combination of carry income, duration gains, and spread compression. Key positive contributors included Egypt (+26%), Nigeria (+23%), and South Africa (+12%). Supranational issuers also performed well, with institutions such as the African Finance Corporation (AFC) and Trade and Development Bank (TDB) recording positive returns. Egyptian bonds traded with yields in the 6.5–9.5% range. Nigeria successfully re-entered the market with 6.5-year and 10-year Eurobonds priced at 9.625% and 10.375% respectively, with its 10-year yield subsequently settling near 8.5%. Angola raised US\$1.5 billion in October 2025, with its 10-year tranche priced at 10.125%, attracting demand equivalent to six times the offered amount. Ghanaian Eurobonds traded with yields in the 10–11% range. The limited supply of new African Eurobonds relative to strong investor demand created a favourable technical backdrop throughout the year.

## PORTFOLIO REVIEW AND PERFORMANCE

### Portfolio Structure and Objective

The Sentinel Africa Eurobond Trust (“The Trust”) is an open-ended Unit Trust, licensed by the Securities and Exchange Commission, that invests in Sovereign and Corporate Eurobonds issued in Africa. The Trust seeks to provide investors with an appetite for hard-currency denominated securities access to such securities which ordinarily would be inaccessible to them by virtue of the minimum amount required to make such investments. The Trust provides investors with the chance and access to diversify their income stream and investment portfolios while providing for long-term capital appreciation. The Trust is mandated to invest up to 100% of its assets in a well-diversified portfolio of African sovereign and corporate Eurobonds. As of December 31, 2025, 93.92% of Assets Under Management (AUM) was invested in African Eurobond securities with an average maturity period of 11.26 years.

### Portfolio Performance

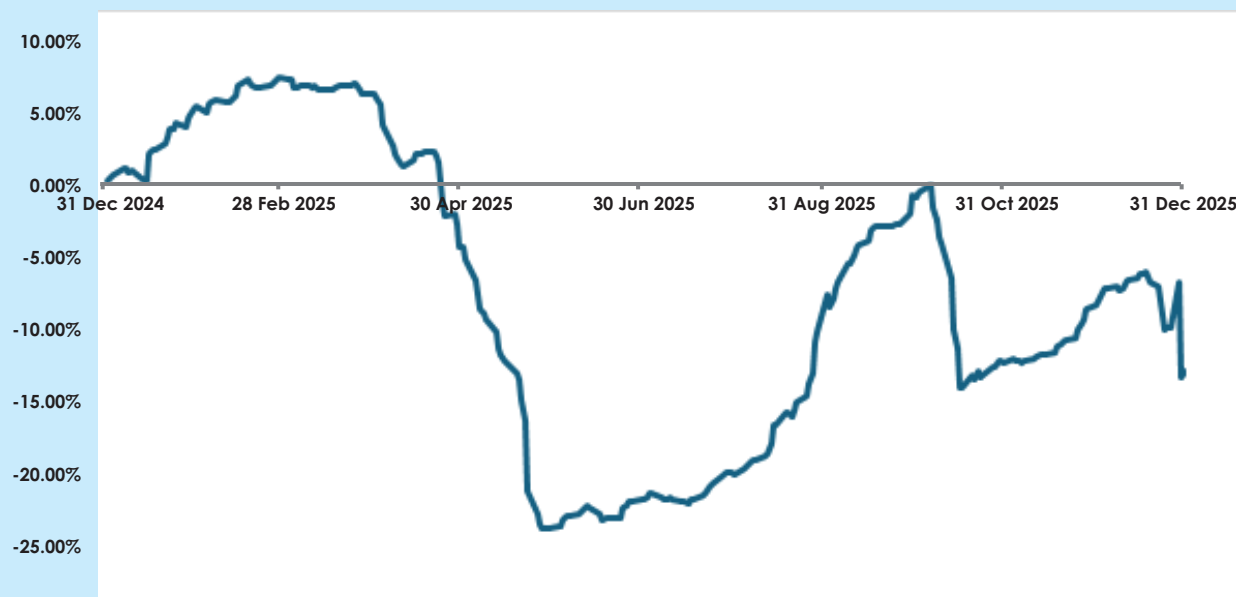
The Sentinel Africa Eurobond Trust closed the year 2025 with a Net Asset Value (NAV) of GHS 86,809,861.65. This compares with GHS 67,675,702.00 at the close of 2024, representing net growth of 28.27% over the period. The Trust recorded a USD return of +21.91% for the year, reflecting strong Eurobond price appreciation, spread compression, and coupon income across its holdings. In Ghana Cedi terms, the Trust returned -13.34% for the year, primarily as a result of the significant appreciation of the Ghana Cedi (40.70%) against the U.S. dollar during 2025.

The Trust's yield stood at 7.00% with an average coupon of 6.67% and a portfolio duration of 6.68 years as of 31 December 2025. New unit subscriptions totaling 44,264 units were issued during the year, while 15,710 units were redeemed, bringing the total number of units outstanding to 88,138 as of 31 December 2025, up from 59,584 units at the start of the year.

### Monthly Returns for 2025

	Jan	Feb	Mar	Apr	May	Jun	Jul	Aug	Sept	Oct	Nov	Dec	YTD
<b>2025</b>	5.33%	1.89%	-1.06%	-10.17%	-20.83%	2.77%	2.43%	12.49%	10.79%	-11.95%	4.27%	-4.71%	-13.34%

### SAET Price Performance in 2025



### Comparative Table

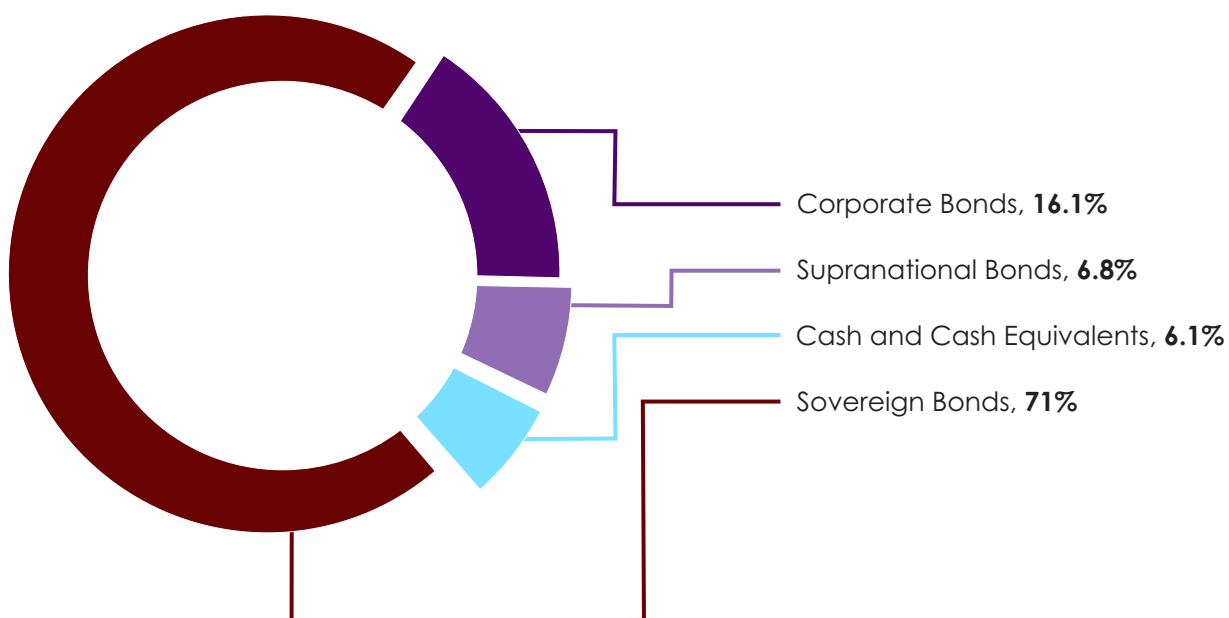
	2022	2023	2024	2025
Highest Price	1,308.49	1,065.96	1,289.33	1,227.80
Lowest Price	875.05	785.82	897.77	863.18
Unit Price (End of Period)	939.54	909.75	1,144.01	991.40
Number of Units	9,620.00	10,780.00	59,584.00	88,138.00
NAV	9,018,005.00	9,725,258.00	67,675,702.00	86,809,861.65

### Investment Review and Asset Mix

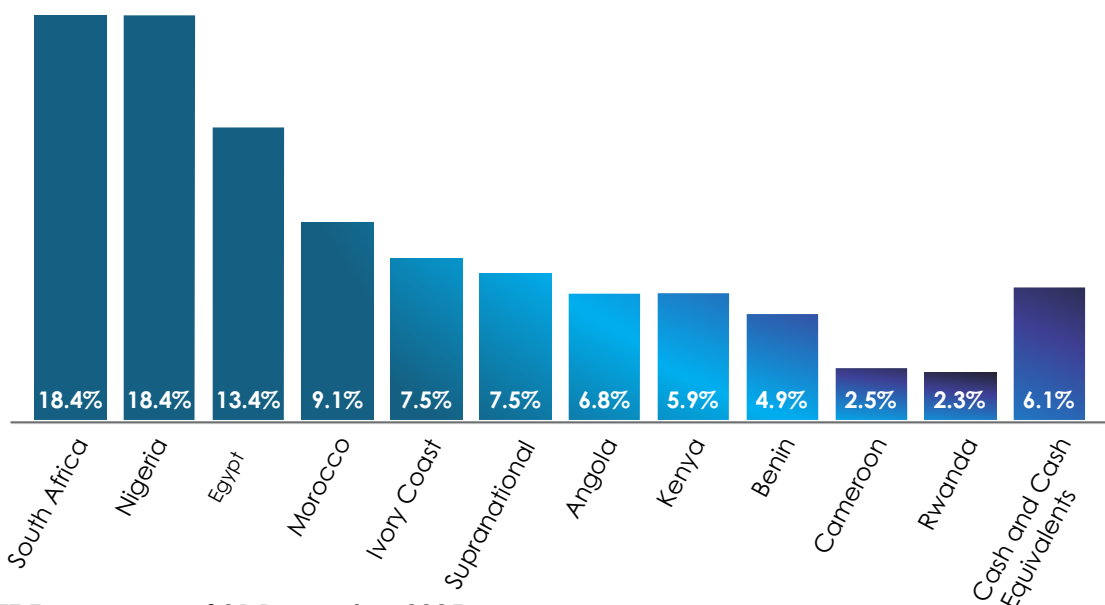
In line with the fund's portfolio strategy, credit worthy issuers with solid fundamentals and attractive yields were added to the portfolio to enhance returns of the Trust for our unitholders. The Trust started out the year with 27 securities across 9 countries and closed with 39 securities across 10 countries. The Trust's liquidity was managed carefully to address all redemption needs. At the end of the year, the portfolio allocation comprised sovereign (71.02%), corporates (16.14%), supranationals (6.76%) and cash (6.08%). Investment Review and Asset Mix

### Portfolio Holdings

Portfolio Holdings	2024		2025	
	Market Value	Percentage of AUM	Market Value	Percentage of AUM
	GH¢	%	GH¢	%
Sovereign Eurobond	61,651,061.44	71.02%	46,363,245.46	68.08%
Corporate Eurobond	14,008,686.08	16.14%	7,024,224.71	10.31%
Supranational Eurobond	5,868,249.61	6.76%	7,927,518.66	11.64%



Portfolio allocation as at 31 Dec 2025



SAET Exposure as of 31 December 2025

## Strategy for 2026

Our strategy for the Sentinel Africa Eurobond Trust in 2026 remains grounded on three core objectives; capital preservation, active liquidity management, and opportunistic positioning, while adapting to an evolving global backdrop. Our return expectations for the year will primarily be carry driven, as we believe much of the spread tightening opportunity generated during the 2024–2025 cycle has already been realised. We remain constructive on African Eurobonds as an asset class, but the environment calls for greater selectivity in both sovereign and corporate credit.

Central to our approach is a disciplined country allocation framework. We will continue to overweight sovereigns with diversified funding structures – including IMF program support, bilateral financing, and access to concessional loans – such as Egypt and Côte d'Ivoire which demonstrate stronger debt sustainability profiles relative to peers. We will closely monitor credit rating actions across our investible universe to proactively position the Trust to benefit from positive rating momentum while managing downgrade risks.

Our sovereign credit selection will remain focused on reform-driven issuers demonstrating credible fiscal consolidation. Countries exhibiting sustained improvements in fiscal balances and current account dynamics will attract higher allocation weights within our model. This approach places more emphasis on reform credibility as a key differentiator at this stage of the credit cycle.

Within corporate credit, we will favour hard-currency earning issuers. We will prioritise companies with strong balance sheets and stable cash flows, as these provide resilience against FX volatility and import-driven cost pressures. Conversely, issuers with predominantly local-currency revenues remain more vulnerable to macroeconomic headwinds and are therefore underweighted. Liquidity management will remain a defining pillar of our portfolio construction. We intend to maintain cash and cash equivalent allocation of between 5% and 10%, preserving the flexibility to deploy capital tactically during market dislocations, including oversold conditions driven by global risk-off episodes. We will also ladder maturities deliberately, avoiding clustering around refinancing-heavy years in order to reduce rollover risk within the portfolio. This approach proved its value during volatility episodes in prior years and remains core to how we manage the trust's risk profile.

Looking at the broader macro environment, we remain attentive to the evolving global policy landscape. U.S. trade policy continues to represent a meaningful risk variable — elevated tariffs on goods exported to the United States could weigh on trade balances and economic growth for several countries in our investment universe, with downstream effects on fiscal accounts and sovereign creditworthiness. We will monitor these developments closely and assess their portfolio implications as they materialise.

U.S. monetary policy also remains a key external variable. While the direction of

Federal Reserve rate decisions will be shaped in part by the inflationary consequences of trade policy, any material increase in U.S. rates, or a sustained strengthening of the dollar, would increase debt servicing costs for African sovereigns with dollar-denominated obligations and could compress global risk appetite more broadly. As in prior years, our agility in responding to these global dynamics will be as important as our fundamental credit views. By maintaining liquidity, exercising disciplined credit selection, and staying anchored to our allocation framework, we aim to navigate the evolving landscape and deliver attractive risk-adjusted returns for our investors in 2026.



# INDEPENDENT AUDITOR'S REPORT



John Kay &amp; co.

7th Floor, Trust Towers  
Farrar Avenue, Adabraka  
P. O. Box KIA 16088  
AirportTel: +233 (0) 302 235 406  
+233 (0) 302 238 370  
Fax: +233 (0) 302 238 371  
E-mail: info@johnkay.net

## INDEPENDENT AUDITOR'S REPORT TO THE MEMBERS OF SENTINEL AFRICA EUROBOND TRUST

### Opinion

We have audited the accompanying financial statements of Sentinel Africa Eurobond Trust, which comprise the statement of financial position as at 31 December 2025, statement of assets and liabilities, statement of movement in net assets, capital account and the income and distribution account, for the year ended and notes to the financial statements, which include a summary of significant accounting policies and other explanatory notes, as set out on pages 19-24.

In our opinion, the accompanying financial statements give a true and fair view of the financial position of Sentinel Africa Eurobond Trust as at 31 December 2025, the trust's financial performance and its movement in net assets for the year ended in accordance with International Financial Reporting Standards (IFRS) with the IAS 29 directive issued by the Institute of Chartered Accountants Ghana (ICAG) and in the manner required by the Securities Industry Act, 2016 (Act 929) and Unit Trust and Mutual Funds Regulations, 2001 (L.I 1695).

### Basis for Opinion

We conducted our audit in accordance with International Standards on Auditing (ISAs). Our responsibilities under those standards are further described in the Auditor's Responsibilities for the Audit of the Financial Statement section of our report. We are independent of the trust in accordance with the International Code of Ethics for Professional Accountants (including International Independence Standards) (the Code) issued by the International Ethics Standards Board for Accountants (IESBA) and have fulfilled our other ethical responsibilities in accordance with the code. We believe that the audit evidence we have obtained is sufficient and appropriate to provide a basis for our opinion.

### Key Audit Matters

In accordance with ISAs, this part of our report is intended to describe the matters communicated with those charged with governance that we have determined, in our professional judgment, were most significant in the audit of the financial statements. We have determined that there are no matters to report under key audit matters.

### Responsibilities of the Fund Manager for the Financial Statements

The Fund Manager is responsible for the preparation of the financial statements



## INDEPENDENT AUDITOR'S REPORT TO THE MEMBERS OF SENTINEL AFRICA EUROBOND TRUST

that give a true and fair view in accordance with International Financial Reporting Standards (IFRS) with the IAS 29 directive issued by the Institute of Chartered Accountants Ghana (ICAG) and the requirements of the Securities Industry Act, 2016 (Act 929) and the Unit Trust and Mutual Funds Regulations, 2001 (L.I 1695) and for such internal control as the fund manager determines is necessary to enable the preparation of financial statements that are free from material misstatement, whether due to fraud or error. The fund manager is also responsible for overseeing the trust's financial reporting process.

### Responsibilities of the Fund Manager for the Financial Statements (Cont'd)

In preparing the financial statements, the fund manager is responsible for assessing the trust's ability to continue as a going concern, disclosing, as applicable, matters related to going concern and using the going concern basis of accounting unless the fund manager either intends to liquidate the trust or to cease operations or has no realistic alternative but to do so.

### Auditor's Responsibilities for the Audit of the Financial Statements

Our objective is to obtain reasonable assurance about whether the financial statements as a whole are free from material misstatement, whether due to fraud or error and to issue an auditor's report that includes our opinion. Reasonable assurance is a high level of assurance but is not a guarantee that an audit conducted in accordance with ISAs will always detect a material misstatement when it exists. Misstatements can arise from fraud or error and are considered material if, individually or in the aggregate, they could reasonably be expected to influence the economic decisions of users taken on the basis of these financial statements.

As part of an audit in accordance with ISAs, we exercise professional judgment and maintain professional scepticism throughout the audit. We also:

- Identify and assess the risks of material misstatement of the financial statements, whether due to fraud or error, design and perform audit procedures responsive to those risks, and obtain audit evidence that is sufficient and appropriate to provide a basis for our opinion. The risk of not detecting a material misstatement resulting from fraud is higher than for one resulting from error, as fraud may involve collusion, forgery, intentional omissions, misrepresentations, or the override of internal control.
- Obtain an understanding of internal control relevant to the audit in order to



## INDEPENDENT AUDITOR'S REPORT TO THE MEMBERS OF SENTINEL AFRICA EUROBOND TRUST

design audit procedures that are appropriate in the circumstances, but not or the purpose of expressing an opinion on the effectiveness of the trust's internal control.

- Evaluate the appropriateness of accounting policies used and the reasonableness of accounting estimates and related disclosures made by the fund manager.
- Conclude on the appropriateness of the fund manager's use of the going concern basis of accounting and, based on the audit evidence obtained, whether a material uncertainty exists related to events or conditions that may cast significant doubt on the trust's ability to continue as a going concern. If we conclude that a material uncertainty exists, we are required to draw attention in our auditor's report to the related disclosures in the financial statements or, if such disclosures are inadequate, to modify our opinion. Our conclusions are based on the audit evidence obtained up to the date of our auditor's report. However, future events or conditions may cause the trust to cease to continue as a going concern.
- Evaluate the overall presentation, structure, and content of the financial statements, including the disclosures, and whether the financial statements represent the underlying transactions and events in a manner that achieves fair presentation.

We communicate with those charged with governance regarding, among other matters, the planned scope and timing of the audit and significant audit findings, including any significant deficiencies in internal control that we identify during our audit.

### Other Information

The fund manager is responsible for the other information. The other information comprises the information included in the annual report but does not include the financial statements and our auditor's report thereon. Our opinion on the financial statements does not cover the other information and we do not express any form of assurance conclusion thereon.

In connection with our audit of the financial statements, our responsibility is to read the other information and, in doing so, consider whether the other information is materially inconsistent with the financial statements, or our knowledge obtained in the audit, or otherwise appears to be materially



John Kay &amp; co.

7th Floor, Trust Towers  
Farrar Avenue, Adabraka  
P. O. Box KIA 16088  
AirportTel: +233 (0) 302 235 406  
+233 (0) 302 238 370  
Fax: +233 (0) 302 238 371  
E-mail: info@johnkay.net

## INDEPENDENT AUDITOR'S REPORT TO THE MEMBERS OF SENTINEL AFRICA EUROBOND TRUST

misstated. If based on the work we have performed, we conclude that there is a material misstatement of this other information, we are required to report that fact. We have nothing to report in this regard.

### Report on Other Legal and Regulatory Requirements

Compliance with the requirements of Section 137 of the Companies Act, 2019 (Act 992) of Ghana.

We have obtained all the information and explanations which, to the best of our knowledge and belief, were necessary for the purpose of our audit.

In our opinion, proper books of accounts have been kept by the trust so far as it appears from our examination of those books.

The engagement partner on the audit resulting in this independent auditor's report is **Gilbert Adjetey Lomofio (ICAG/P/1417)**

*John Kay & Co*

**For and on behalf of John Kay & Co. (ICAG/F/2026/128)**

**Chartered Accountants**

**Accra**

*30/4/2026*





## FINANCIAL STATEMENTS

## STATEMENT OF ASSETS AND LIABILITIES

### AS AT 31 DECEMBER 2025

	Market Value 2025	Percentage of Net Assets 2025	Market Value 2024	Percentage of Net Assets 2024
	GH¢	%	GH¢	%
<b>ASSETS</b>				
Government Securities	61,651,061	72	46,361,873	69
Corporate Bonds	19,876,936	23	14,951,779	22
Other Receivables	894,132	1	0	0
Cash and Cash Equivalent	4,387,732	5	6,790,079	10
<b>TOTAL ASSETS</b>	<b>86,809,861</b>	<b>101</b>	<b>68,103,731</b>	<b>101</b>
<b>LIABILITIES</b>				
<b>Total Liabilities</b>	(773,762)	(1)	(430,181)	(1)
<b>NET ASSETS</b>	<b>86,036,099</b>	<b>100</b>	<b>67,673,550</b>	<b>100</b>

The notes on pages 25-40 form an integral part of these financial statements.

## STATEMENT OF FINANCIAL POSITION

### AS AT 31 DECEMBER 2025

		2025	2024
	Note	GH¢	GH¢
<b>ASSETS</b>			
Financial Assets at FVTOCI	8	81,527,997	61,313,652
Other Receivables		894,132	-
Cash and Cash Equivalent	9	4,387,732	6,790,079
<b>Total Assets</b>		<b>86,809,861</b>	<b>68,103,731</b>
<b>Liabilities</b>			
Management Fees		119,580	88,625
Trustee Fees		10,940	15,273
Administrator Fees		43,251	31,853
Due to Broker			35,181
Audit Fees		45,000	36,400
Other Payables	10	554,991	222,849
<b>Total Liabilities</b>		<b>773,762</b>	<b>430,181</b>
<b>Net Assets</b>		<b>86,036,099</b>	<b>67,673,550</b>
<b>Represented By:</b>			
Accumulated Net Investment Income		(983,769)	(805,826)
Capital Account		104,195,290	70,739,396
Fair Value Reserve	11	(17,175,422)	(2,260,020)
<b>Total Members' Fund</b>		<b>86,036,099</b>	<b>67,673,550</b>

The notes on pages 25-40 form an integral part of these financial statements.

The financial statements on pages 19-24 were approved by Sentinel Asset Management LTD on .....30 / 04 ... 2026 and were signed on its behalf by:

.....  
 Name: John Gadzi  
**Director**

.....  
 Name: Kisseih Antonio  
**Director**

## INCOME AND DISTRIBUTION ACCOUNT

### FOR THE YEAR ENDED 31 DECEMBER 2025

		2025	2024
	Note	GH¢	GH¢
<b>Investment Income:</b>			
Interest Income	12	4,972,852	2,259,488
Other Income	13	-	323,061
<b>Total Investment Income</b>		<b>4,972,852</b>	<b>2,582,549</b>
<b>Expenses:</b>			
Management Fees		1,378,792	552,189
Trustee Fees		125,520	50,198
Administrator Fees		459,028	198,178
Audit Fees		45,000	36,400
Other Expenses	14	3,142,455	354,852
<b>Total Expenses</b>		<b>5,150,795</b>	<b>1,191,817</b>
<b>Net Investment Income</b>		<b>(177,943)</b>	<b>1,390,732</b>
<b>Other Comprehensive Income</b>			
Valuation Gain/(Loss) on Investments	15	(15,170,610)	(1,777,195)
<b>Total Other Comprehensive Income</b>		<b>(15,170,610)</b>	<b>(1,777,195)</b>
<b>Total Comprehensive Income</b>		<b>(15,348,553)</b>	<b>(386,463)</b>

## ACCUMULATED NET INVESTMENT INCOME

	2025	2024
	GH¢	GH¢
Balance at 1 January	(805,826)	(1,890,635)
Net Investment Income	(177,943)	1,390,732
Transfer from Fair Value Reserve	-	(305,923)
<b>Balance at 31 December</b>	<b>(983,769)</b>	<b>(805,826)</b>

The notes on pages 25-40 form an integral part of these financial statements.

## STATEMENT OF MOVEMENTS IN NET ASSETS FOR THE YEAR ENDED 31 DECEMBER 2025

	2025	2024
	GH¢	GH¢
Net Investment Income	(177,943)	1,390,732
Other Comprehensive Income	(15,170,610)	(1,777,195)
Reclassification Adjustment	255,208	(10,564)
<b>Decrease in Net Assets from Operations</b>	<b>(15,093,345)</b>	<b>(397,027)</b>
Value of Units Sold	50,249,192	68,179,913
Value of Units Disinvested	(16,793,298)	(9,834,594)
<b>Increase in Net Assets from Capital Transactions</b>	<b>33,455,894</b>	<b>58,345,319</b>
<b>Total Increase in Net Assets</b>	<b>18,362,549</b>	<b>57,948,292</b>
<b>Analysis of Changes in Net Assets During the Year</b>		
At 1 January	67,673,550	9,725,258
Increase in Net Assets During the Year	18,362,549	57,948,292
<b>Net Assets as at 31 December</b>	<b>86,036,099</b>	<b>67,673,550</b>

## STATEMENT OF MOVEMENTS IN ISSUED UNITS

	2025	2024
	GH¢	GH¢
Number of Units at 1 January	59,584	10,780
Number of Units Issued during the Year	44,264	57,148
	103,848	67,928
Number of Units Disinvested During the Year	(15,710)	(8,344)
<b>Number of Units at 31 December</b>	<b>88,138</b>	<b>59,584</b>

The notes on pages 25-40 form an integral part of these financial statements.

## CAPITAL ACCOUNT

	2025	2025	2024	2024
	Units	GH¢	Units	GH¢
Balance at 1 January	59,584	70,739,396	10,780	12,394,077
Value of Units Sold and Converted	44,264	50,249,192	57,148	68,179,913
	103,848	120,988,588	67,928	80,573,990
Value of Units Disinvested	(15,710)	(16,793,298)	(8,344)	(9,834,594)
Value at 31 December	<b>88,138</b>	<b>104,195,290</b>	<b>59,584</b>	<b>70,739,396</b>

The notes on pages 25-40 form an integral part of these financial statements.



## NOTES TO THE FINANCIAL STATEMENTS

# NOTES TO THE FINANCIAL STATEMENTS

## FOR THE YEAR ENDED 31 DECEMBER 2025

### 1. REPORTING ENTITY

Sentinel Africa Eurobond Trust is a unit trust registered in Ghana. It is licensed by the Securities and Exchange Commission, Ghana, and authorized to operate as a Unit Trust, in line with the Unit Trust and Mutual Fund Regulation, 2001 (L.I. 1695) and the Securities Industry Act, 2016 (Act 929).

The Sentinel Africa Eurobond Trust ("The Trust") is an open-ended Unit Trust that seeks to invest in Sovereign and Corporate Eurobonds issued in Sub-Saharan Africa.

### 2. BASIS OF ACCOUNTING

#### (a) Statement of Compliance

The financial statements have been prepared in accordance with International Financial Reporting Standards (IFRS) as issued by the International Accounting Standards Board (IASB).

#### (b) Basis of Preparation

These financial statements have been prepared in accordance with the Unit Trust and Mutual Funds Regulations, 2001 (L.I. 1695) and comply with the International Financial Reporting Standards (IFRS).

#### (c) Functional and Presentation Currency

These financial statements are presented in Ghana Cedi, which is the trust's functional currency. All amounts have been stated in full.

#### (d) Use of Estimates and Judgment

In preparing these financial statements, the fund manager has made estimates and assumptions that affect the application of accounting policies and reported amounts of assets, liabilities, income, and expenses. Actual results may differ from these estimates.

#### (e) Comparatives

Where necessary the comparative information has been changed to agree to the current year presentation.

### 3. SIGNIFICANT ACCOUNTING POLICIES

The following principal accounting policies have been consistently applied

during the period in the preparation of the trust's financial statements.

### **(a) Investments Income Recognition**

Interest income, including interest income on financial assets at fair value through other comprehensive income (FVTOCI), is recognized in the income and distribution account using the effective interest method. The effective interest is the rate that exactly discounts the estimated future cash payments or receipts, without consideration of future credit losses, over the expected life of the financial instrument or through to the next market-based re-pricing date to the net carrying amount of the financial instrument on initial recognition. Interest received or receivable are recognized in the income and distribution account as interest income.

### **(b) Financial Instruments**

Financial assets and financial liabilities are recognized in the trust's statement of financial position when the trust becomes a party to the contractual provisions of the instrument.

Financial assets and financial liabilities are initially measured at fair value. Transaction costs that are directly attributable to the acquisition or issue of financial assets and financial liabilities (other than financial assets and financial liabilities at fair value through profit or loss) are added to or deducted from the fair value of the financial assets or financial liabilities, as appropriate, on initial recognition. Transaction costs directly attributable to the acquisition of financial assets or financial liabilities at fair value through profit or loss are recognized immediately in profit or loss.

#### **(i) Financial Assets**

All regular way purchases or sales of financial assets are recognized and derecognized on a settlement date basis. Regular way purchases or sales are purchases or sales of financial assets that require delivery of assets within the time frame established by regulation or convention in the marketplace.

All recognized financial assets are measured subsequently in their entirety at either amortized cost or fair value, depending on the classification of the financial assets.

#### **Classification of Financial Assets**

Debt instruments that meet the following conditions are measured subsequently at amortized cost:

- the financial asset is held within a business model whose objective is to hold financial assets in order to collect contractual cash flows; and

- the contractual terms of the financial asset give rise on specified dates to cash flows that are solely payments of principal and interest on the principal amount outstanding.

Debt instruments that meet the following conditions are measured subsequently at fair value through other comprehensive income (FVTOCI):

- the financial asset is held within a business model whose objective is achieved by both collecting contractual cash flows and selling the financial assets; and
- the contractual terms of the financial asset give rise on specified dates to cash flows that are solely payments of principal and interest on the principal amount outstanding.

By default, all other financial assets are measured subsequently at fair value through profit or loss (FVTPL). Despite the foregoing, the trust may make the following irrevocable election/designation at initial recognition of a financial asset:

- the trust may irrevocably elect to present subsequent changes in the fair value of an equity investment in other comprehensive income if certain criteria are met; and
- the trust may irrevocably designate a debt investment that meets the amortized cost or FVTOCI criteria as measured at FVTPL if doing so eliminates or significantly reduces an accounting mismatch.

#### **a. Amortised cost and effective interest method**

The effective interest method is a method of calculating the amortised cost of a debt instrument and of allocating interest income over the relevant period. For financial assets other than purchased or originated credit-impaired financial assets (i.e. assets that are credit-impaired on initial recognition), the effective interest rate is the rate that exactly discounts estimated future cash receipts (including all fees paid or received that form an integral part of the effective interest rate, transaction costs and other premiums or discounts) excluding expected credit losses, through the expected life of the debt instrument, or, where appropriate, a shorter period, to the gross carrying amount of the debt instrument on initial recognition. For purchased or originated credit-impaired financial assets, a credit-adjusted effective interest rate is calculated by discounting the estimated future cash flows, including expected credit losses, to the amortised cost of the debt instrument on initial recognition.

The amortised cost of a financial asset is the amount at which the financial asset is measured at initial recognition minus the principal repayments, plus the cumulative amortisation using the effective interest method of any difference between that initial amount and the maturity amount, adjusted for any loss allowance. The gross carrying amount of a financial asset is the amortised cost of

a financial asset before adjusting for any loss allowance.

Interest income is recognised using the effective interest method for debt instruments measured subsequently at amortised cost and at FVTOCI. For financial assets other than purchased or originated credit-impaired financial assets, interest income is calculated by applying the effective interest rate to the gross carrying amount of a financial asset, except for financial assets that have subsequently become credit-impaired. For financial assets that have subsequently become credit-impaired, interest income is recognised by applying the effective interest rate to the amortised cost of the financial asset. If, in subsequent reporting periods, the credit risk on the credit-impaired financial instrument improves so that the financial asset is no longer credit-impaired, interest income is recognised by applying the effective interest rate to the gross carrying amount of the financial asset.

For purchased or originated credit-impaired financial assets, the trust recognises interest income by applying the credit-adjusted effective interest rate to the amortised cost of the financial asset from initial recognition. The calculation does not revert to the gross basis even if the credit risk of the financial asset subsequently improves so that the financial asset is no longer credit-impaired.

## **b. Debt instruments classified as at FVTOCI**

Government bonds, local government bonds and treasury bills held by the trust are classified as at FVTOCI in compliance with the directive by the Securities and Exchange Commission (SEC) for fund managers to use FVTOCI for the valuation of portfolios of collective investment schemes. These assets are initially measured at fair value plus transaction costs. Changes in the carrying amount of these assets are recognised in other comprehensive income and accumulated under the heading of investment revaluation reserve. When these assets are derecognised, the cumulative gains or losses previously recognised in other comprehensive income and accumulated in investment revaluation reserve are reclassified to profit or loss.

### **Impairment of Financial Assets**

The trust recognises a loss allowance for expected credit losses (ECL) on investments in debt instruments that are measured at amortised cost or at FVTOCI, lease receivables, trade receivables and contract assets, as well as on financial guarantee contracts. The amount of expected credit losses is updated at each reporting date to reflect changes in credit risk since initial recognition of the respective financial instrument.

The trust always recognises lifetime ECL for trade receivables, contract assets and lease receivables. The expected credit losses on these financial assets are estimated using a provision matrix based on the trust's historical credit loss experience, adjusted for factors that are specific to the debtors, general economic conditions and an assessment of both the current as well as the forecast direction of conditions at the reporting date, including time value of

money where appropriate.

For all other financial instruments, the trust recognises lifetime ECL when there has been a significant increase in credit risk since initial recognition. However, if the credit risk on the financial instrument has not increased significantly since initial recognition, the trust measures the loss allowance for that financial instrument at an amount equal to 12-month ECL.

Lifetime ECL represents the expected credit losses that will result from all possible default events over the expected life of a financial instrument. In contrast, 12-month ECL represents the portion of lifetime ECL that is expected to result from default events on a financial instrument that are possible within 12 months after the reporting date.

## **(i) Financial Assets (cont'd)**

### *1. Significant Increase in Credit Risk*

In assessing whether the credit risk on a financial instrument has increased significantly since initial recognition, the trust compares the risk of a default occurring on the financial instrument at the reporting date with the risk of a default occurring on the financial instrument at the date of initial recognition. In making this assessment, the trust considers both quantitative and qualitative information that is reasonable and supportable, including historical experience and forward-looking information that is available without undue cost or effort. Forward-looking information considered includes the future prospects of the industries in which the trust's debtors operate, obtained from economic expert reports, financial analysts, governmental bodies, relevant think-tanks and other similar organisations, as well as consideration of various external sources of actual and forecast economic information that relate to the trust's core operations.

In particular, the following information is taken into account when assessing whether credit risk has increased significantly since initial recognition:

- an actual or expected significant deterioration in the financial instrument's external (if available) or internal credit rating;
- significant deterioration in external market indicators of credit risk for a particular financial instrument, e.g. a significant increase in the credit spread, the credit default swap prices for the debtor, or the length of time or the extent to which the fair value of a financial asset has been less than its amortised cost;
- existing or forecast adverse changes in business, financial or economic conditions that are expected to cause a significant decrease in the debtor's ability to meet its debt obligations;
- an actual or expected significant deterioration in the operating results of the debtor;
- significant increases in credit risk on other financial instruments of the same debtor;
- an actual or expected significant adverse change in the regulatory, economic, or technological environment of the debtor that results in a

significant decrease in the debtor's ability to meet its debt obligations.

Irrespective of the outcome of the above assessment, the trust presumes that the credit risk on a financial asset has increased significantly since initial recognition when contractual payments are more than 30 days past due, unless the trust has reasonable and supportable information that demonstrates otherwise.

Despite the foregoing, the trust assumes that the credit risk on a financial instrument has not increased significantly since initial recognition if the financial instrument is determined to have low credit risk at the reporting date. A financial instrument is determined to have low credit risk if:

1. The financial instrument has a low risk of default,
2. The debtor has a strong capacity to meet its contractual cash flow obligations in the near term, and
3. Adverse changes in economic and business conditions in the longer term may, but will not necessarily, reduce the ability of the borrower to fulfil its contractual cash flow obligations.

The trust considers a financial asset to have low credit risk when the asset has external credit rating of 'investment grade' in accordance with the globally understood definition or if an external rating is not available, the asset has an internal rating of 'performing'. Performing means that the counterparty has a strong financial position and there are no past due amounts.

For financial guaranteed contracts, the date that the trust becomes a party to the irrevocable commitment is considered to be the date of initial recognition for the purposes of assessing the financial instrument for impairment. In assessing whether there has been a significant increase in the credit risk since initial recognition of a financial guarantee contracts, the trust considers the changes in the risk that the specified debtor will default on the contract.

The trust regularly monitors the effectiveness of the criteria used to identify whether there has been a significant increase in credit risk and revises them as appropriate to ensure that the criteria is capable of identifying significant increase in credit risk before the amount becomes past due.

## *ii. Definition of Default*

The trust considers the following as constituting an event of default for internal credit risk management purposes as historical experience indicates that financial assets that meet either of the following criteria are generally not recoverable:

- when there is a breach of financial covenants by the debtor; or
- information developed internally or obtained from external sources indicates that the debtor is unlikely to pay its creditors, including the trust, in full (without taking into account any collateral held by the trust).

Irrespective of the above analysis, the trust considers that default has occurred when a financial asset is more than 90 days past due unless the trust has reasonable and supportable information to demonstrate that a more lagging default criterion is more appropriate.

### *iii. Credit-Impaired Financial Assets*

A financial asset is credit-impaired when one or more events that have a detrimental impact on the estimated future cash flows of that financial asset have occurred. Evidence that a financial asset is credit-impaired includes observable data about the following events:

1. significant financial difficulty of the issuer or the borrower;
2. a breach of contract, such as a default or past due event;
3. the lender(s) of the borrower, for economic or contractual reasons relating to the borrower's financial difficulty, having granted to the borrower a concession(s) that the lender(s) would not otherwise consider;
4. it is becoming probable that the borrower will enter bankruptcy or other financial reorganisation; or
5. the disappearance of an active market for that financial asset because of financial difficulties.

### *iv. Write-Off Policy*

The trust writes off a financial asset when there is information indicating that the debtor is in severe financial difficulty and there is no realistic prospect of recovery, e.g., when the debtor has been placed under liquidation or has entered into bankruptcy proceedings, or in the case of trade receivables, when the amounts are over two years past due, whichever occurs sooner. Financial assets written off may still be subject to enforcement activities under the trust's recovery procedures, taking into account legal advice where appropriate. Any recoveries made are recognised in profit or loss.

### *v. Measurement and recognition of expected credit losses*

The measurement of expected credit losses is a function of the probability of default, loss given default (i.e. the magnitude of the loss if there is a default) and the exposure at default. The assessment of the probability of default and loss given default is based on historical data adjusted by forward-looking information as described above. As for the exposure at default, for financial assets, this is represented by the assets' gross carrying amount at the reporting date; for financial guarantee contracts, the exposure includes the amount drawn down as at the reporting date, together with any additional amounts expected to be drawn down in the future by default date determined based on historical trend, the trust's understanding of the specific future financing needs of the debtors, and other relevant forward-looking information.

#### *vi. Derecognition of Financial Assets*

The trust derecognises a financial asset only when the contractual rights to the cash flows from the asset expire, or when it transfers the financial asset and substantially all the risks and rewards of ownership of the asset to another entity. If the trust neither transfers nor retains substantially all the risks and rewards of ownership and continues to control the transferred asset, the trust recognises its retained interest in the asset and an associated liability for amounts it may have to pay. If the trust retains substantially all the risks and rewards of ownership of a transferred financial asset, the trust continues to recognise the financial asset and also recognises a collateralised borrowing for the proceeds received.

On derecognition of a financial asset measured at amortised cost, the difference between the asset's carrying amount and the sum of the consideration received and receivable is recognised in profit or loss. In addition, on derecognition of an investment in a debt instrument classified as at FVTOCI, the cumulative gain or loss previously accumulated in the investment's revaluation reserve is reclassified to profit or loss. In contrast, on derecognition of an investment in equity instrument which the trust has elected on initial recognition to measure at FVTOCI, the cumulative gain or loss previously accumulated in the investment's revaluation reserve is not reclassified to profit or loss but is transferred to retained earnings.

#### *(g) Cash and Cash Equivalents*

Cash and cash equivalents comprise deposits with banks and highly liquid financial assets with maturity of three months or less from the date of acquisition that are subject to an insignificant risk of changes in their value and are used by the trust in the management of short-term commitment, other than cash collateral provided in respect of derivatives and security borrowing transactions.

## **4. NEW AND AMENDED STANDARDS EFFECTIVE FOR THE CURRENT PERIOD**

### **Amendments to IAS 21 Lack of Exchangeability:**

The amendments contain guidance to specify when a currency is exchangeable and how to determine the exchange rate when it is not. It was issued on 15 August 2023 and is mandatorily applicable for annual reporting periods beginning on or after 1 January 2025.

## **5. NEW AND AMENDED STANDARDS NOT EFFECTIVE FOR THE CURRENT PERIOD**

### **IFRS 18 Presentation and Disclosures in Financial Statements**

IFRS 18 includes requirements for all entities applying IFRS for the presentation and disclosure of information in financial statements.

Applicable to annual reporting periods beginning on or after 1 January 2027 but earlier application is permitted.

### **Amendment to IAS 21 Translation to a Hyperinflationary Presentation Currency:**

The amendments clarify how companies should translate financial statements from a non-hyperinflationary currency into a hyperinflationary one. It was issued on 13 November 2025 and is applicable for annual reporting periods beginning on or after 1 January 2027. Early adoption is permitted. It has not yet been endorsed for use in the EU.

### **Amendments IFRS 9 and IFRS 7 Enhancements to Guidance Regarding the Classification and Measurement of Financial Instruments**

The amendments address matters identified during the post-implementation review of the classification and measurement requirements of IFRS 9 Financial Instruments.

Applicable to annual reporting periods beginning on or after 1 January 2026 but earlier application is permitted.

## **6. CRITICAL ACCOUNTING JUDGEMENTS AND KEY SOURCES OF ESTIMATION UNCERTAINTY**

In the application of the trust's accounting policies, which are described in note 3, the fund manager is required to make judgments, estimates and assumptions about the carrying amounts of assets and liabilities that are not readily apparent from other sources. The estimates and associated assumptions are based on historical experience and other factors that are considered to be relevant. Actual results may differ from these estimates.

The estimates and underlying assumptions are reviewed on an ongoing basis. Revisions to accounting estimates are recognised in the period in which the estimate is revised if the revision affects only that period, or in the period of the revision and future periods if the revision affects both current and future periods.

## **7. KEY CONTRACTORS**

### **a. Fund Managers**

Sentinel Asset Management LTD, an investment management company incorporated in Ghana and duly licensed by the Securities and Exchange Commission of Ghana is the fund manager of the unit trust. It has the responsibility of implementing the investment strategy and objectives as stated in the Unit Trusts' Investment Management Policy Manual. According to the trust deed, the fund managers receive a management fee at an annual rate not exceeding 1.65% per annum of the net asset value attributable to members of the unit trust. The management fees incurred during the year amounted to GH¢ 1,378,792. Included in the payables as at 31 December 2025 are fund management fees payable of GH¢ 119,580.

### b. Trustee

The trustee of the unit trust is Guaranty Trust Bank (Ghana) LTD, a bank incorporated in Ghana and duly licensed by the Securities and Exchange Commission of Ghana as a unit trust fund trustee. According to the trust deed agreement, the trustee receives a trusteeship fee at an annual rate of 0.15% per annum of the net asset value attributable to members of the unit trust. The total trustee fees charged during the year amounted to GH¢ 125,520. Included in the payables are trustee fee of GH¢ 10,940.

### c. Fund Administrator

The administrator of the unit trust is Petra Fund Services LTD, a company incorporated under the laws of the Republic of Ghana. According to the trust deed the administrator receives an administrative fee at an annual rate of 0.45% per annum of the net asset value attributable to members. The total administrator fees charged during the year amounted to GH¢ 459,028. Included in the payables are administrator fee of GH¢ 43,251.

## 8. FINANCIAL ASSETS AT FVTOCI

	2025	2024
	GH¢	GH¢
Corporate Bonds	19,876,936	14,951,779
Government Securities	61,651,061	46,361,873
	<b>81,527,997</b>	<b>61,313,652</b>

*Analysis of changes in fair value of financial instruments through other comprehensive income*

	Balance 01/01/25	Purchase at Cost	Accrued Interest	Disposal/ Maturity	Changes In Fair Value	Value 31/12/25
Government Securities	46,361,873	47,214,343	1,282,574	(22,161,430)	(11,046,299)	61,651,061
Corporate Bonds	14,951,779	14,727,425	273,339	(5,951,296)	(4,124,311)	19,876,936
Fixed Deposit	-	40,995,897	-	(40,995,897)	-	-
	<b>61,313,652</b>	<b>102,937,665</b>	<b>1,555,913</b>	<b>(69,108,623)</b>	<b>(15,170,610)</b>	<b>81,527,997</b>

## 9. CASH AND CASH EQUIVALENTS

	2025	2024
	GH¢	GH¢
Cash and Bank Balances	4,387,732	6,790,079
	<b>4,387,732</b>	<b>6,790,079</b>

## 10. OTHER PAYABLES

	2025	2024
	GH¢	GH¢
Withholding Tax	52,494	42,534
VAT on Audit Fees	9,000	7,972
Redemptions Payable	493,497	172,343
	<b>554,991</b>	<b>222,849</b>

## 11. FAIR VALUE RESERVE

	2025	2024
	GH¢	GH¢
Balance at 1 January	(2,260,020)	(778,184)
Reclassification Adjustment	255,208	(10,564)
Other Comprehensive Income	(15,170,610)	(1,777,195)
Transfer to Accumulated Net Investment Income	-	305,923
<b>Balance 31 December</b>	<b>(17,175,422)</b>	<b>(2,260,020)</b>

## 12. INTEREST INCOME

	2025	2024
	GH¢	GH¢
Government Securities	3,765,687	1,818,008
Corporate Bonds	953,061	415,236
Fixed Deposits	242,555	26,244
Call Interest	11,549	-
	<b>4,972,852</b>	<b>2,259,488</b>

### 13. OTHER INCOME

	2025	2024
	GH¢	GH¢
Realised Gain on Government Securities	-	19,915
Realised Gain on Corporate Bonds	-	3,682
Reclassification Adjustment*	-	10,564
Foreign Exchange Gains	-	288,900
	-	<b>323,061</b>

### 14. OTHER EXPENSES

	2025	2024
	GH¢	GH¢
Transaction Cost	92,649	297,753
VAT on Audit Fees	9,000	7,972
Realised Loss on Gov. Bonds	-	-
Realised Loss on Corporate Bonds	1,226,289	-
Reclassification Adjustment*	255,208	-
Foreign Exchange Loss	1,559,309	-
Withholding Tax	-	49,127
	<b>3,142,455</b>	<b>354,852</b>

\*Reclassification adjustments are realised gains/(losses) on Corporate Bonds & Government Securities that are reclassified to profit or loss in the current period. In previous periods, the unrealised gains or loss on these financial assets were recognised in other comprehensive.

### 15. VALUATION GAINS/(LOSSES) ON INVESTMENT

	2025	2024
	GH¢	GH¢
Gain /(Loss) on Valuation of Gov. Bonds	(11,046,299)	(2,317,819)
Gain/(Loss) on Valuation of Corporate Bonds	(4,124,311)	540,624
	<b>(15,170,610)</b>	<b>(1,777,195)</b>

### 16. TAXATION

The income of an approved unit trust scheme or mutual fund is exempt from tax under the Income Tax Act, 2015 (Act 896) as amended.

## 17. FINANCIAL RISK MANAGEMENT

### (a). Asset/Portfolio/Credit Risk

Credit risk is the risk that counterparties (i.e., financial institutions and companies) in which the scheme's assets are invested will fail to discharge their obligations or commitments to the trust, resulting in a financial loss to the trust. The trust's policy over credit risk is to minimize its exposure to counterparties with a perceived higher risk of default by dealing only with counterparties that meet the standards set out in the SEC guidelines and the trust's investment policy statement.

### (b). Liquidity Risk

Liquidity risk is the risk that the trust either does not have sufficient financial resources available to meet all its obligations and commitments as they fall due. The trust's approach to managing liquidity is to ensure that it will maintain adequate liquidity in the form of cash and very liquid instruments to meet its liabilities (including benefits) when due.

The following are contractual maturities of financial assets:

### 31 December 2025

Financial Assets	Up to 1 Month	1 - 12 Months	1 - 5 Years	Over 5 Years	Total
	GH¢	GH¢	GH¢	GH¢	GH¢
Government Securities	-	2,113,204	18,438,420	41,099,437	61,651,061
Corporate Bonds	-	3,680,806	10,060,551	6,135,579	19,876,936
Cash and Cash Equivalents	4,387,732	-	-	-	4,387,732
<b>Total</b>	<b>4,387,732</b>	<b>5,794,010</b>	<b>28,498,971</b>	<b>47,235,016</b>	<b>85,915,729</b>

The following are contractual maturities of financial Liabilities:

### 31 December 2025

Financial Liabilities	Up to 1 Month	1 - 12 Months	1 - 5 Years	Over 5 Years	Total
	GH¢	GH¢	GH¢	GH¢	GH¢
Administrative Expenses Payable	-	280,265	-	-	280,265
Redemptions Payable	493,497	-	-	-	493,497
<b>Total</b>	<b>493,497</b>	<b>280,265</b>			<b>773,762</b>

### **(c) Market Risk**

The trust takes on exposure to market risks, which is the risk that the fair value or future cash flows of a financial instrument will fluctuate because of changes in market prices. Market risks arise from open positions in interest rate, currency and equity products, all of which are exposed to general and specific market movements and changes in the level of volatility of market rates or prices such as interest rates, foreign exchange rates and equity prices. Trading portfolios include those positions arising from market-making transactions where the trust acts as principal with clients or with the market.

### **(d) Foreign Exchange Risk**

The Unit Trust is exposed to foreign exchange risk as it invests primarily in Eurobonds, which are denominated in foreign currencies. Foreign exchange risk arises from fluctuations in exchange rates between the Ghanaian Cedi (GH¢) and the currencies in which the investments are denominated, primarily the US Dollar (USD).

Significant depreciation of the Ghanaian Cedi against the USD may result in gains when translating foreign currency-denominated investments into the Fund's reporting currency. Conversely, appreciation of the Cedi may lead to translation losses.

The Fund manages foreign exchange risk by monitoring currency movements and may adopt hedging strategies where necessary. However, there is no guarantee that such measures will fully offset the impact of currency fluctuations on the Fund's value.

### **(e) Interest Rate Risk**

Interest risk is the risk that the fair value or future cash flows of a financial instrument will fluctuate because of changes in market interest rates. The scheme uses duration targeting as a means of mitigating the effects of the risk. The target duration is regularly reviewed by the trustees.

### **(f) Operational Risk**

Operational risk is the risk of direct or indirect loss arising from a wide variety of causes associated with the trust's processes, personnel, technology, and infrastructure, and from external factors other than credit, market, and liquidity risks such as those arising from legal and regulatory requirements. Operational risks arise from all the trust's operations and are faced by all collective investment schemes.

The trust's objective is to manage operational risk to balance the avoidance of financial losses and damage to the trust's reputation with overall cost-effectiveness and to avoid control procedures that restrict initiative and creativity.

The primary responsibility for the development and implementation of controls to address operational risk is assigned to the fund manager. This responsibility is supported by the development of the following policies and standards;

- governing rules and trust deed;
- investment policy statement;
- requirements for the reporting of non-compliance with regulatory and other legal requirements;
- training and professional development;
- ethical and business standards;
- risk mitigation, including insurance where this is effective.

## **18. CONTINGENT LIABILITIES**

There was no contingent liability at the end of the year.

## **19. RELATED PARTY TRANSACTIONS**

There were no related party transactions during the year.

## **20. EVENTS AFTER REPORTING PERIOD**

Events subsequent to the balance sheet date are reflected in the financial statements only to the extent that they relate to the year under consideration and the effect is material. As at the end of the reporting period, there were no events after the reporting period that relate to the year under consideration.

## PROXY FORM

I/WE.....of.....  
..... being a member of SENTINEL AFRICA EUROBOND TRUST ("SAET") hereby appoint ..... of ..... as my/our proxy to attend on my/our behalf, the 3rd Annual General Meeting of the Trust, to be held via **Microsoft Teams** on Wednesday **27th May 2026** at 12:00noon and at any adjournment thereof, for the following purposes and to vote on my/our behalf on matters as directed below:

### Ordinary Resolutions:

1. That the Annual Report and the Audited Financial Statements of the Sentinel Africa Eurobond Trust for the financial year ended 31 December 2025, together with the Trustee's Report and Auditor's Report be received and adopted.

### Special Resolutions:

To consider and approve proposed amendments to the Scheme Particulars of the Sentinel Africa Eurobond Trust as follows:

1. The Scheme be amended to provide for the creation of two (2) classes of units within the Trust, namely:
  - a. **Class A Units** – designated for retail investors, being investors with subscriptions of less than GHS 500,000; and
  - b. **Class B Units** – designated for institutional investors and high net worth individuals, being investors with subscriptions of GHS 500,000 and above.
2. Holders of Class B Units shall be entitled to receive distributions on a semi-annual basis, with such distributions derived from coupon income received on the Trust's underlying bond investments. Such coupon income shall be allocated to Class B Unit holders on a pro rata basis relative to their holdings in the Trust, and distributions shall be determined and declared by the Manager in accordance with the Trust Deed and subject to the oversight of the Trustee, and paid twice in each financial year, subject to the availability of distributable income.
3. The Net Asset Value (NAV) per unit of each class of units shall be calculated and quoted separately, reflecting the respective rights, entitlements, and expenses attributable to each class.

Shareholder's Signature ..... Date .....2026

Unless otherwise instructed, the proxy will vote for, against or abstain from voting at his/her discretion. (Do not complete this form if you will attend the meeting).

## NOTES

1. A proxy need not be a Unitholder of SAET.
2. Unless otherwise instructed, the proxy will vote as he sees fit.
3. To be valid, this form must be signed and sent via email to **info@sentinelaml.com** not less than forty-eight (48) hours before the commencement of the meeting.
4. In the case of joint holders, the signature of only one of the joint holders is required.
5. In the case of a body corporate, the form must be under seal or under the hand of a duly authorized officer.
6. The completion of and return of a proxy form does not prevent a Unitholder from attending the meeting and voting thereat.



---

Sentinel Africa Eurobond Trust  
2025

---